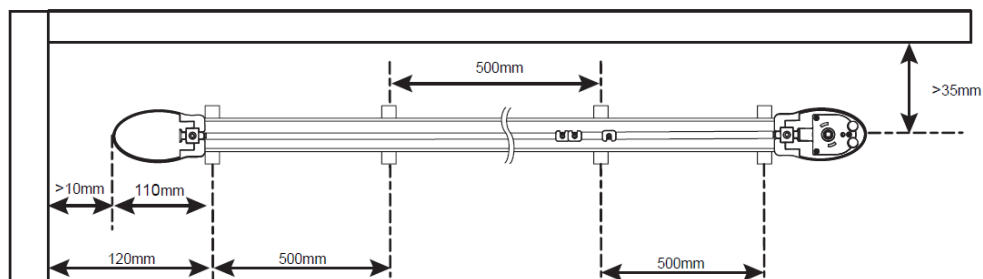


## Somfy Curtain Track Fitting

### Preparation before fitting



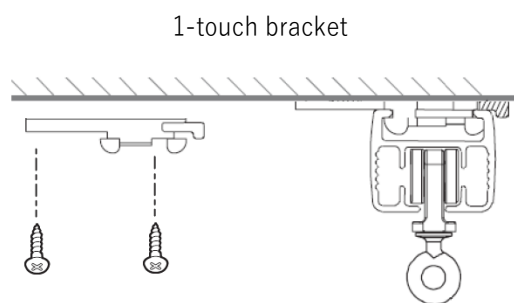
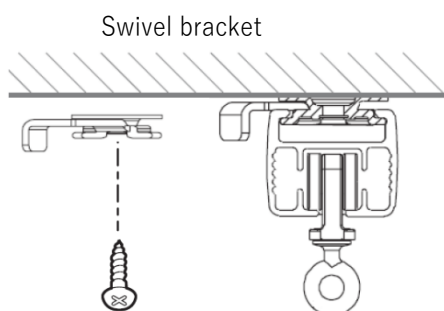
When fitting the track, we recommend you leave the following gaps:

- 10mm from each end of the track to the walls
- Minimum 35mm from the track centre to the wall (standard track system)
- Minimum 60mm from the track centre to the wall (60mm ripple wave track system)
- Minimum 80mm from the track centre to the wall (80mm ripple wave track system)

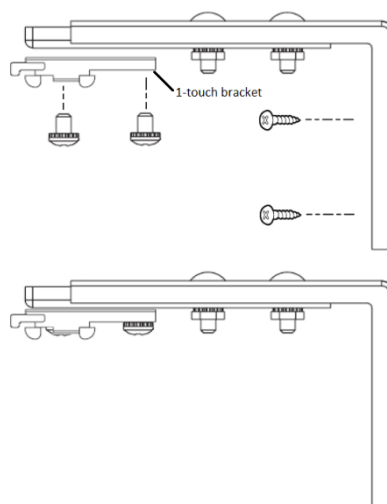
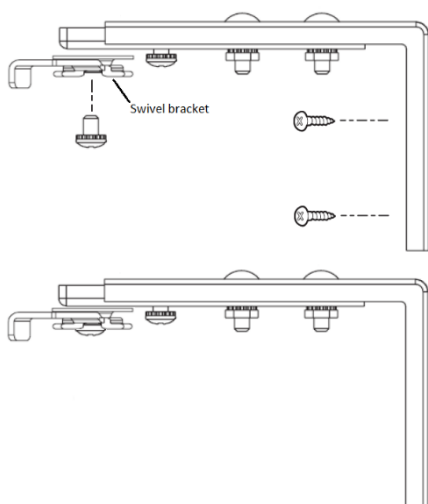
When marking the bracket positions:

- Position 2 x brackets 110mm in from each end of the track
- Space additional brackets no more than 500mm apart

### Swivel/1-touch brackets

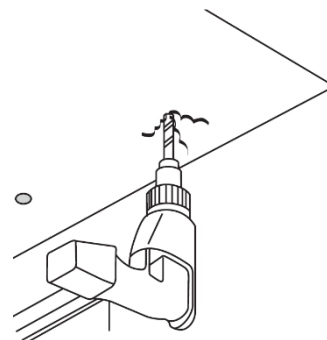


### Wall Bracket



Use fixing supplied if securing the brackets into plaster with a masonry subsurface.  
Use a 5.5mm masonry drill bit and insert the plugs supplied.

Use alternative fixings if the standard plugs/screws supplied are not suitable for the wall/surface to which you are mounting the brackets.



#### Securing the track to the brackets

Swivel brackets – rotate the arm so the inner clasp is orientated to accept the track channel, then once the channel is inserted rotate the arm back to lock the track in place.

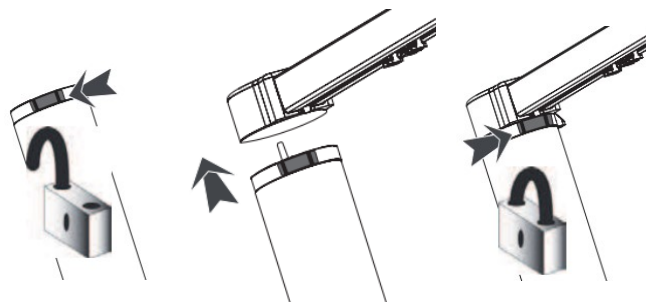
1-touch brackets – offer the track up to the bracket and press the front section of the bracket in, then clip the bracket hooks into the track channel.

#### Securing the motor to the track

Slide the securing clasp located at the base of the motor to the open position.

Locate the motor onto the drive pulley at the correct side of the track.

Slide the securing clasp to the locked position.

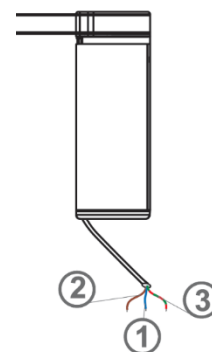


#### Powering the motor

##### Movelite 35 RTS – 230Vac powered motor

Connect a 230Vac supply to the motor supply cable:

- Supply Cable Length: 0.9M (90cm)
- 1 – Neutral
- 2 – Live
- 3 – Earth
- 5A fuse to be fitted in either the plug top or fused spur outlet



##### Movelite 35 RTS Wirefree – battery powered motor

This motor is battery powered, with the battery pack housed within the base of the motor unit.

Each Movelite 35 RTS Wirefree curtain track order is supplied with a charging lead and a plug in USB charger (1 x USB charger supplied per order placed).

The battery pack can be removed from the motor base and charged at a more convenient location is desired.

