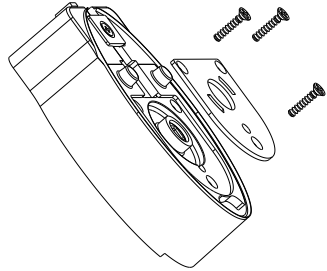


### Notice:

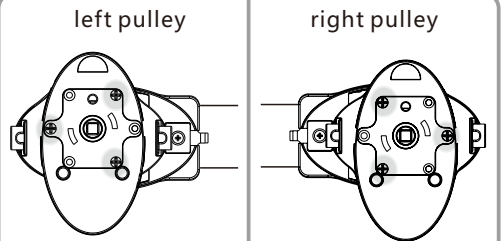
This product is compatible with pulley of heavy duty kits (ref.1780945) and pulley of Movelite kits (ref.1782843, ref.9025098).

### Installation guide

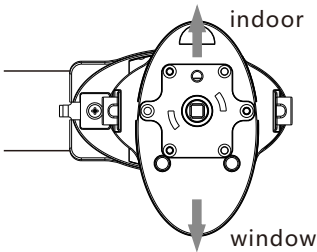
1. Remove 3 Screws and metal mounting plate from original pulley.



3. Install 3 screws.  
Please note the position (Location) of the fixation screws. .



2. Install the 90 degree motor adaptor.  
Position the 90degree adapter according to illustration below:



4. Install (attach) motor to pulley and make certain the motor is properly secured..



## 90 degree motor adaptor

User manual

HOME MOTION by  
**somfy**

Ref. 5042105A